

TUNG-SOL

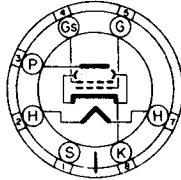
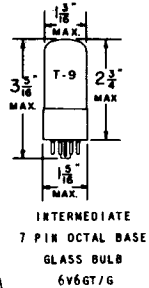
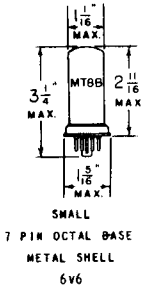
BEAM POWER AMPLIFIER

UNI-POTENTIAL CATHODE

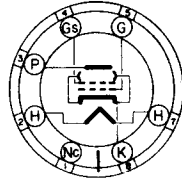
HEATER

6.3 VOLTS 0.45 AMPERE

AC OR DC



7AC



G-7AC

BOTTOM VIEWS

THE TUNG-SOL 6V6 AND 6V6GT/G ARE BEAM POWER AMPLIFIERS, DESIGNED FOR SERVICE IN THE OUTPUT STAGE OF AC AND STORAGE BATTERY OPERATED RECEIVERS. THEY HAVE HIGH POWER SENSITIVITY AND HIGH POWER OUTPUT WITH COMPARATIVELY LOW SUPPLY VOLTAGES.

RATINGS

MAXIMUM PLATE VOLTAGE	315	VOLTS
MAXIMUM SCREEN VOLTAGE	285	VOLTS
MAXIMUM PLATE DISSIPATION	12	WATTS
MAXIMUM SCREEN DISSIPATION	2	WATTS

TYPICAL OPERATING CONDITIONS AND CHARACTERISTICS

SINGLE TUBE CLASS A₁ AMPLIFIER

PLATE VOLTAGE	180	250	315	VOLTS
SCREEN VOLTAGE	180	250	225	VOLTS
CONTROL GRID VOLTAGE ^A	-8.5	-12.5	-13	VOLTS
PEAK AF SIGNAL VOLTAGE	8.5	12.5	13	VOLTS
ZERO-SIGNAL PLATE CURRENT	29	45	34	MA.
ZERO-SIGNAL SCREEN CURRENT (NOMINAL)	3	4.5	2.2	MA.
MAXIMUM-SIGNAL PLATE CURRENT	30	47	35	MA.
MAXIMUM-SIGNAL SCREEN CURRENT (NOMINAL)	4	7	6	MA.
PLATE RESISTANCE APPROX.	58000	52000	77000	OHMS
TRANSCONDUCTANCE	3700	4100	3750	μMHOS
LOAD RESISTANCE	5500	5000	8500	OHMS
TOTAL HARMONIC DISTORTION	8	8	12	PER CENT
POWER OUTPUT	2.0	4.5	5.5	WATTS

^A THE DC RESISTANCE IN THE GRID CIRCUIT, UNDER MAXIMUM RATED CONDITIONS, SHOULD NOT EXCEED 0.5 MEGOHM FOR SELF-BIAS OPERATION AND 0.1 MEGOHM FOR FIXED BIAS OPERATION.

CONTINUED NEXT PAGE

PUSH-PULL CLASS AB₁ AMPLIFIER

VALUES FOR 2 TUBES UNLESS OTHERWISE SPECIFIED

PLATE VOLTAGE	250	285	VOLTS
SCREEN VOLTAGE	250	285	VOLTS
CONTROL GRID VOLTAGE ^A	-15	-19	VOLTS
PEAK AF SIGNAL VOLTAGE GRID TO GRID	30	38	VOLTS
ZERO-SIGNAL PLATE CURRENT	70	70	MA.
ZERO-SIGNAL SCREEN CURRENT (NOMINAL)	5.0	4.0	MA.
MAXIMUM-SIGNAL PLATE CURRENT	79	92	MA.
MAXIMUM-SIGNAL SCREEN CURRENT (NOMINAL)	13	13.5	MA.
PLATE RESISTANCE APPROX.	66000	65000	OHMS
TRANSCONDUCTANCE	3750	3600	μMHOS
EFFECTIVE LOAD RESISTANCE PLATE TO PLATE	10000	8000	OHMS
TOTAL HARMONIC DISTORTION	5	3.5	PER CENT
POWER OUTPUT	10	14	WATTS

